



South Prairie Elementary School

6855 S Prairie Rd
Tillamook, OR 97141 (503) 842-8401
www.tillamook.k12.or.us

DISTRICT Tillamook SD 9
SUPERINTENDENT Randy Schild
PRINCIPAL Karen Thenell
GRADES SERVED 2-3

For more report card measures, including detailed demographic information, visit www.oregon.gov/ode/reports-and-data

FROM THE PRINCIPAL

Dear Parents and Community Members,

South Prairie School is a 2nd and 3rd grade primary school located a few miles south of Tillamook, OR. We are a school-wide Title I building serving nearly 375 students each day. 66% of our population identifies as white, 27% are Hispanic, 1% are Black/African American, and 5% are multi-racial. 57% of our students are economically disadvantaged, 13% of our students are English Language Learners, and 13% of our students are identified as having learning or behavioral disabilities. 97% of our students have all required vaccinations.

SMARTER Balanced Assessments for language arts and math are given to students throughout the state who are in grades 3-12. At South Prairie, only our 3rd graders take the assessment. For the 2016-17 school year, students in each of our subcategories (i.e., economically disadvantaged, underserved races/ethnicities, etc.) met the goal of 94.5% participation. Nearly 70% of our students met or nearly met in math, and 67% of students met or nearly met in reading.

While we are proud of the hard work that students and staff have done, we acknowledge that there is still a lot of work to be accomplished. This year, we will continue our focus on reading, math, and writing instruction. Our teachers are receiving high-quality professional development in order to provide meaningful instruction for our students. And, we will continue to provide interventions for students who need additional support in academic and social areas.

We are committed to helping each child succeed academically and socially. You can help us with that by monitoring your child's homework, reading with your child, attending parent-teacher conferences, and volunteering in the school.

We look forward to partnering with you again this school year.

Thank you,

Principal | Karen Thenell

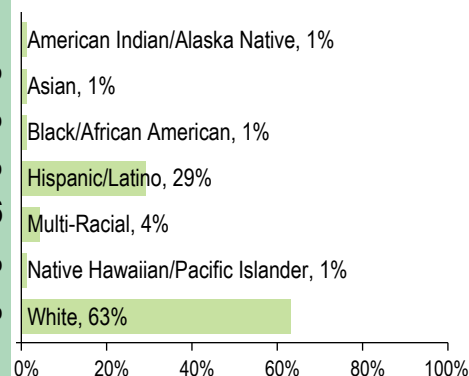
SCHOOL PROFILE

ENROLLMENT 2016-17	367
K-3	367
4-5	--
6-8	--

MEDIAN CLASS SIZE	School	Oregon
Self-Contained	26.0	24.0
Departmentalized	--	--

SELECTED DEMOGRAPHICS	
Economically Disadvantaged	57%
Students with Disabilities	17%
Ever English Learner	13%
Different Languages Spoken	6
Regular Attenders	90.1%
Mobile Students	10.5%

STUDENTS



IMMUNIZATION RATES

Percent of students with all required vaccines: 95
Percent of students without all required vaccines: 5

(The percent without required vaccines includes students with medical exemptions, nonmedical exemptions, no immunization records, or up-to-date but incomplete immunization records. Visit <http://www.healthoregon.org/immdata> for more information.)

When data are unavailable or to protect student confidentiality:

* refers to groups of less than 6 students.

<5 indicates that a percentage is less than 5%.

>95 indicates that a percentage is greater than 95%.

*** refers to a school that offers lunch at no charge to all students.

The Oregon Department of Education (ODE) will not assign summative, overall ratings to schools on the 2016-17 report cards given the upcoming implementation of the Every Student Succeeds Act (ESSA) in 2017-18. However, the ODE will report indicator ratings (e.g., achievement, growth, graduation, etc.) for each school and student group on the 2016-17 Report Card (RC) Rating Details reports. These reports are accessible at <http://www.oregon.gov/ode/schools-and-districts/reportcards>. For more information about ESSA and the redesign of the school and district report cards, please visit <http://www.oregon.gov/ode/rules-and-policies/ESSA>.

PROGRESS ARE STUDENTS MAKING ADEQUATE GAINS OVER TIME?

SCHOOL PERFORMANCE

Performance of students enrolled in the school for a full academic year

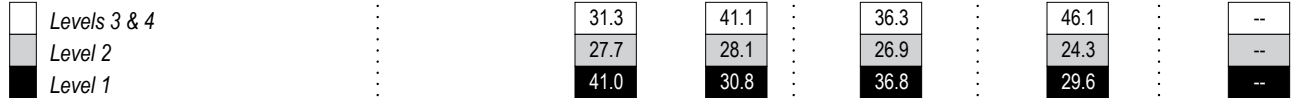
Did at least 95% of the students at this school take required assessments? Yes No, Interpret Results with Caution
Participation rate criteria are in place to ensure schools test all eligible students.

The Smarter Balanced and alternate assessments have four performance levels where levels 3 and 4 are meeting the standard for school and district accountability.


2014-15 was the first operational year of the new English language arts and mathematics assessments.

School Performance (%) **School Performance (%)** **Oregon Performance (%)** **Like-School Average (%)**

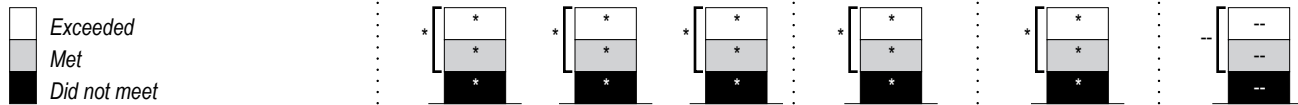
English Language Arts (Administered statewide in grades: 3-8, 11)



Mathematics (Administered statewide in grades: 3-8, 11)



Science (OAKS) (Administered statewide in Grades: 5, 8, 11)



See report cards from previous years to view historical OAKS performance data.

Visit www.oregon.gov/ode/reports-and-data for additional assessment results.

*, <5, and >95 are displayed when the data must be suppressed to protect student confidentiality.

OUTCOMES FOR KEY STUDENT GROUPS AT THIS SCHOOL COMPARED TO THE SAME GROUPS STATEWIDE

STUDENT GROUP OUTCOMES

Group	School Performance (%)	Oregon Performance (%)	Like-School Average (%)	School Performance (%)	Oregon Performance (%)	Like-School Average (%)	School Performance (%)	Oregon Performance (%)	Like-School Average (%)		
Economically Disadvantaged			American Indian/Alaska Native			Native Hawaiian/Pacific Islander					
Eng. Lang. Arts	27.4	34.1	--	Eng. Lang. Arts	*	26.3	--	Eng. Lang. Arts	*	25.4	--
Mathematics	34.7	35.0	--	Mathematics	*	30.9	--	Mathematics	*	26.6	--
Science	*	*	--	Science	*	*	--	Science	*	*	--
Ever English Learners			Asian			White					
Eng. Lang. Arts	8.0	20.8	--	Eng. Lang. Arts	*	64.4	--	Eng. Lang. Arts	44.2	53.4	--
Mathematics	8.0	24.9	--	Mathematics	*	69.9	--	Mathematics	52.9	53.2	--
Science	*	*	--	Science	*	*	--	Science	*	*	--
Students with Disabilities			Black/African American			Female					
Eng. Lang. Arts	16.0	23.3	--	Eng. Lang. Arts	*	25.5	--	Eng. Lang. Arts	45.1	49.9	--
Mathematics	32.0	25.4	--	Mathematics	*	23.1	--	Mathematics	47.3	45.6	--
Science	*	*	--	Science	*	*	--	Science	*	*	--
Migrant			Hispanic/Latino			Male					
Eng. Lang. Arts	28.6	18.6	--	Eng. Lang. Arts	23.5	26.5	--	Eng. Lang. Arts	26.3	42.4	--
Mathematics	28.6	20.9	--	Mathematics	21.6	28.5	--	Mathematics	38.8	47.7	--
Science	*	*	--	Science	*	*	--	Science	*	*	--
Talented and Gifted			Multi-Racial								
Eng. Lang. Arts	*	93.9	--	Eng. Lang. Arts	25.0	52.8	--	*, <5, and >95 are displayed when the data must be suppressed to protect student confidentiality.			
Mathematics	*	96.2	--	Mathematics	37.5	52.3	--				
Science	*	*	--	Science	*	*	--				

CURRICULUM & LEARNING ENVIRONMENT WHAT IS THIS SCHOOL DOING TO IMPROVE STUDENT LEARNING AND TO PREPARE STUDENTS FOR THE FUTURE?

SCHOOL READINESS

SCHOOL READINESS

- Daily breakfast program
- Daily supper program (provided for After School Title and ELD program)
- Counselor on staff

- Partnership with Tillamook Co. Health Dept. school nurse
- Transitions opportunities provided for students entering and leaving South Prairie
- Migrant Summer School opportunities available to students

ACADEMIC SUPPORT

ACADEMIC SUPPORT

- Special Education program supports identified students in academic, communication/speech, behavioral, and medical areas
- After School Title I and ELD Reading Program
- SMART reading program
- Identified students receive accommodations through 504 plans
- Title I small group pull-out and push-in models support student learning in reading and math
- ELD small group pull-out model support student learning listening, speaking, reading, and writing English
- Student Assistance Team staff identified students twice each month

ACADEMIC ENRICHMENT

ACADEMIC ENRICHMENT

- After School Title I and ELD Reading Program
- STEM grant activities—field trips, data collection, and guest experts
- Coon Creek natural resources activities
- Science Fair
- Family Nights—Math, Family Literacy, EL Family Nights
- Weekly library, PE, counseling, and technology classes
- Field trips
- Technology—AR, Moby Max, Reflex Math
- Keyboarding classes-3rd Grade
- SMART reading program

EXTRA-CURRICULAR ACTIVITIES/ AFTER SCHOOL PROGRAMS

EXTRA CURRICULAR ACTIVITIES

- After School Sports Program
- Parent Information Nights

- Family Bingo nights
- Family skate nights
- Community carnival
- Food Roots garden club

Data and information in the Curriculum and Learning Environment section were provided by local schools and districts, and were not verified by the Oregon Department of Education.